



RENNKIT

eRam Wing Actuation Kit*

996 Turbo Spoiler Relay Info

*Patent Pending

66 72 Assignment of spoiler drive, relays and instrument cluster

Note

Variants of the spoiler drive



Note

- In the case of the 911 Turbo (996), it is essential when replacing the spoiler drive, the relay no. 9 or the instrument cluster to note that only the variants listed in the table below can be installed together.
- Relay no. 9 is located on relay carrier 2.
- Variant 1 concerns the series launch vehicles up to production date 02.05.2000. This variant can no longer be installed. If the drive module is defective, a variant 2 module must be installed.
- Variant 2 concerns the vehicles as from production date 02.05.2000 up to the model change 2002. Instrument clusters with the index 01 can be installed as replacements for instrument clusters with index 00. Instrument clusters with index 02 are not suitable for replacing instrument clusters with index 01.
- Variant 3 as from model '02.


[top of page](#)

Variants of the spoiler drive

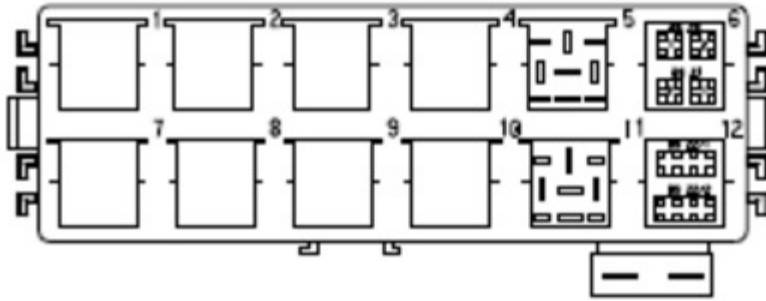
Version	Current no. of the rear spoiler drive module	Rear spoiler drive module	Relay No. 9, extend spoiler	Instrument cluster
1	00253 to 00750	996.512.241.00 (not spare part)	996.615.102.00	996.641.213.00 FFF to 996.641.218.00 FFF
2	From 00751 to model '02	996.512.241.01	996.615.122.00	996.641.213.00 FFF to 996.641.218.00 FFF 996.641.213.01 FFF to 996.641.218.01 FFF
3	As from '02 model	996.512.241.01	996.615.102.00	996.641.213.02 FFF to 996.641.218.02 FFF (instrument cluster with integrated shut-down delay for rear spoiler)

996420, 996421, 996450, 996451

Remove the rear shelf (normally with Bose bass modules) behind back seats, remove screws behind speaker eustachian plates, pry up shelf.



RELAY SUPPORT 2

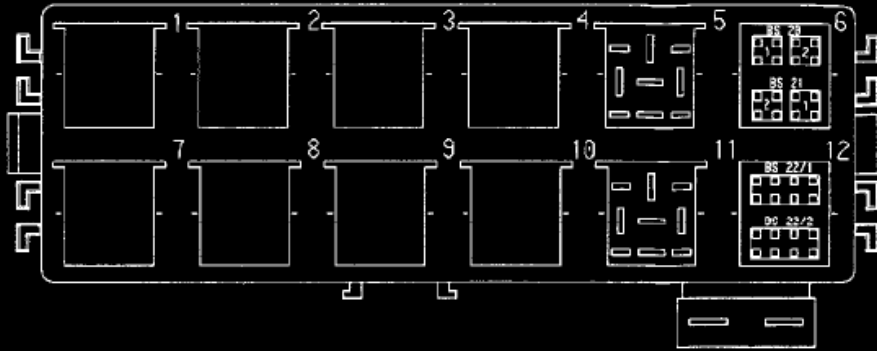


RELAY PLUG POSITION	POTENTIAL DISTRIBUTOR DENOMINATION	PORCIE-NO.	BRIDGE PLUG K-NO.	NOTE
1	RELAY NO.000	141.001.253.0		
2	SPURGE / ON/OFF CONTROL	141.001.253.0		
3	SPURGE CONTROL	106.015.102.00		
4	APR CONTROL/ON/OFF CONTROL	104.015.215.00	NO.73	
5	---	---		
7	START LOCK	141.001.253.0		
8	START LOCK	---		
9	CRUISE CONTROL/ON/OFF	106.015.102.00		
10	SPURGE CONTROL	106.015.102.00		
11	SECURITY AIR PUMP	103.015.110.00	NO.0001	
11	---	---		
6 85 25/1	NO.0001 (NO.0001) LOCK			4 PINS
6 85 25/2	---			
6 85 21/1	NO.0001 (NO.0001) LOCK CONTROL			4 PINS
6 85 21/2	NO.0001 (NO.0001) LOCK CONTROL			
12 85 22/2	NO.0001 (NO.0001) GROUP			8 PINS
13	MAXI FUSE FOR SECURITY AIR PUMP	106.007.211.00	NO.0001	ON 40 A 40 A

D11 Turbo (998)

MODEL 2002 SHEET 21 RELAY SUPPORT / ASSIGNMENTS

RELAY SUPPORT 2



MAXI FUSE
ON M661

06. 40 AMP 999.607.011.00

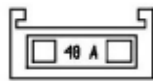
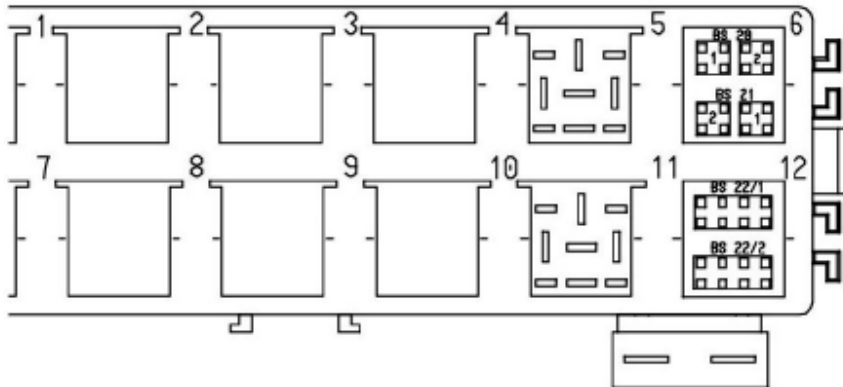
RELAY POTENTIAL DISTRIBUTOR BRIDGE PLUG

PLUG POSITION	DESIGNATION	PORSCHE-NO.	M-NO.	NOTE
1	RELAY MFI+DI	141.951.253 B		
2	IGNITION / OXYGEN SENSORS	141.951.253 B		
3	SPOILER EXTENSION	996.615.102.00		
4	AIR CONDITIONING COMPRESSOR	964.615.215.00	M573	
5	---	---		
7	START LOCK	141.951.253 B		
	START LOCK	---		
8	ENGINE COMPARTMENT BLOWER	996.615.102.00		
9	SPOILER RETRACTION	996.615.102.00		
10	SECONDARY A/R PUMP	993.615.115.00	M620+M661	
11	---	---		
6 BS 20/1	BK/BU BACKUP LIGHT			4 PINS
6 BS 20/2	---			
6 BS 21/1	BK OXYGEN SENSOR BEHIND CAT.			4 PINS
6 BS 21/2	RU/RD OXYGEN SENSOR BEHIND CAT.			
12 BS 22/2	BN TERM 31 GROUND			8 PINS
13	MAXI FUSE	999.607.011.00		06. 40 A
	FOP SECONDARY A/R PUMP		M661	40 A

999 Turbo (996)

MODEL 2002 SHEET 21 RELAY SUPPORT / ASSIGNMENTS

RELAY SUPPORT 2



MAXI FUSE
ON M661

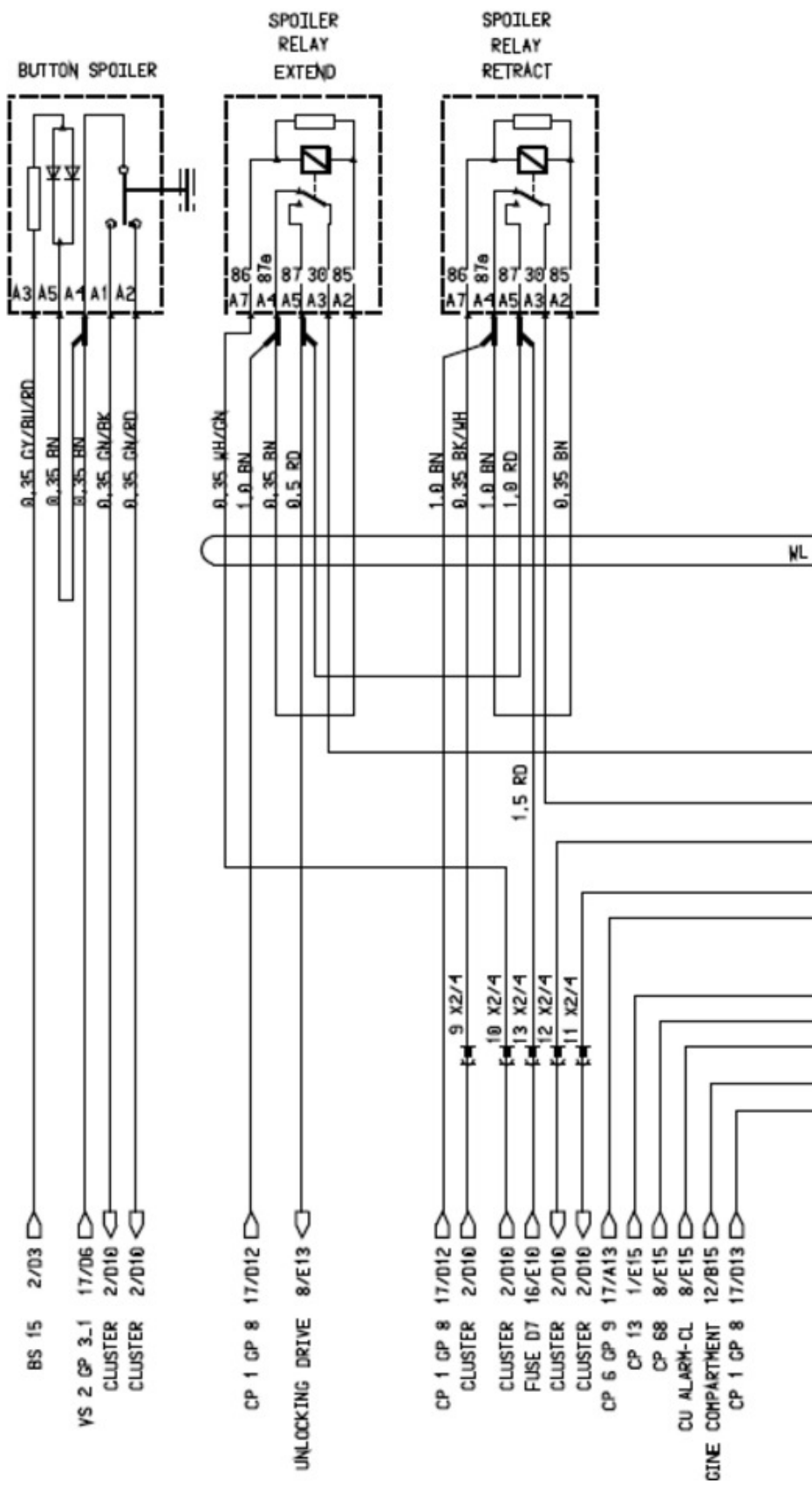
00 40 AMP 999.607.011.00

RELAY POTENTIAL DISTRIBUTOR BRIDGE PLUG

PLUG POSITION	DESIGNATION	PORSCHE-NO.	M-NO.	NOTE
1	RELAY MFI+DI	141.951.253 B		
2	IGNITION OXYGEN SENSORS	141.951.253 B		
3	SPOILER EXTENSION	996.615.102.00		
4	AIR CONDITIONING COMPRESSOR	961.615.215.00	M573	
5	---	---		
7	START LOCK	141.951.253 B		
	START LOCK	---		
8	ENGINE COMPARTMENT BLOWER	996.615.102.00		
9	SPOILER RETRACTION	996.615.102.00		
10	SECONDARY AIR PUMP	993.615.115.00	M620+M661	
11	---	---		
6 BS 20/1	BK/BU BACKUP LIGHT			4 PINS
6 BS 20/2	---			
6 BS 21/1	BK OXYGEN SENSOR BEHIND CAT.			4 PINS
6 BS 21/2	BU/RD OXYGEN SENSOR BEHIND CAT.			
12 BS 22/2	BN TERM 31 GROUND			8 PINS
13	MAXI FUSE	999.607.011.00		00, 40 A
	FOR SECONDARY AIR PUMP		M661	40 A

911 Turbo (996)

MODEL 2004 SHEET 21 RELAY SUPPORT / ASSIGNMENTS



Troubleshooting.

Check fuse D7.

As you can see on the wiring diagram the spoiler system use two **relays**. One is for the extension one for the retraction. The spoiler **relays** are located on the relay support #2.

The relay support #2 is located besides the ECU behind the left rear passenger seat.

Those **relays** are not too expensive and some are interchangeable.

Also the “extend” signal goes through the instrument cluster before it reaches the spoiler relay system. Some have had to unplug the green connector at the instrument panel to reset it.

With a **Durametric one** should begin by trying a master reset since a triggering message is missing here.

Got your radio code? Disconnect the battery....